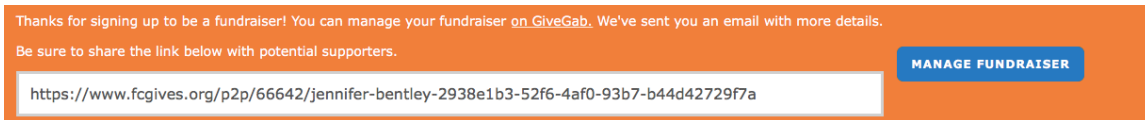
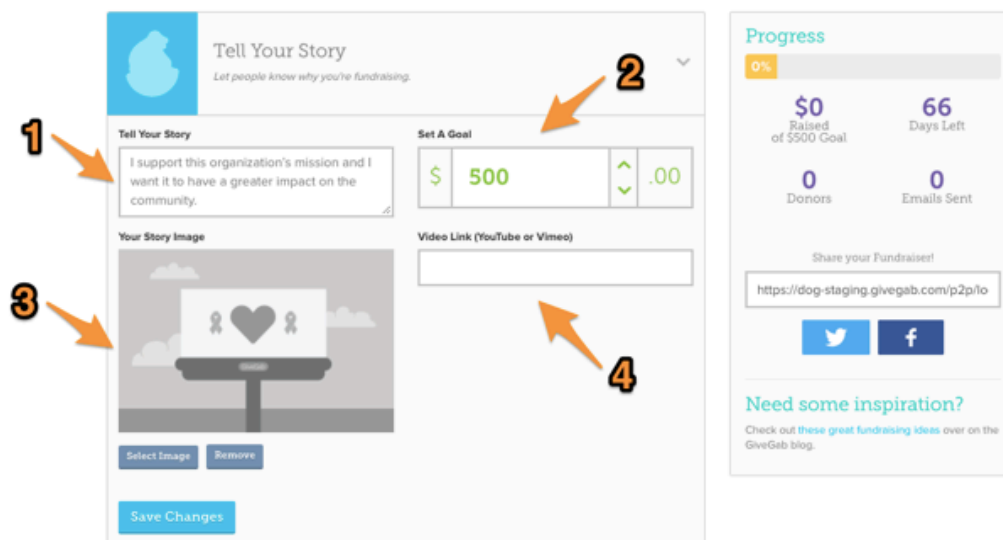


How to Create a Fundraising Page for Kids Helping Kids

- 1.) Visit our [profile](#) page on the Fairfield County Community Foundation website:
<https://www.fcgives.org/organizations/kids-helping-kids>
- 2.) Click on the **orange Fundraise** button.
- 3.) Enter your First and Last name as well as your e-mail address. Create a password. Write it down for safekeeping. Click Submit.
- 4.) You will then get a Confirmation window that looks like this:



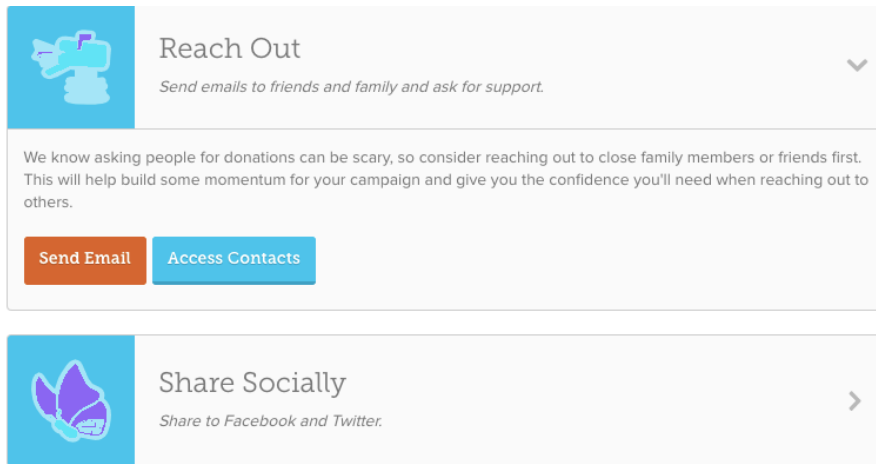
- 5.) Click on the **blue Manage Fundraiser** button to personalize your page.
- 6.) Re-enter your login credentials (e-mail and password.) Click on *Let's Go*.
- 7.) You will then be directed to your Fundraising tool kit page.
- 8.) Click on the smiley face to upload a picture of yourself.
- 9.) Click on the "Tell Your Story" box.



1. **Tell Your Story:** Here is where you can write a brief description of what KHK means to you. Why should someone donate to KHK? What leadership skills have you developed since joining KHK?
2. **Set A Goal:** How much do you think you can raise for KHK? Aim for the sky!
3. **Your Story Image:** Why not add a photo of you volunteering at a KHK event?

How to Create a Fundraising Page for Kids Helping Kids

4. **Video Link:** Instead of an image, you may choose to upload a YouTube video or Vimeo link. (This is optional.)
- 10.) Click on Save Changes
- 11.) Please rally support around KHK by sending an e-mail to your family and friends. We suggest sending it out one week before Giving Day and also sending a reminder the day before.



- 12.) On February 27- Giving Day, please share the link on social media and remind your friends and family to make a donation.

Thank you for supporting KHK on Giving Day!
If you have any questions or need assistance setting up your page, please call Jen at
(203) 884-1501.

A lot of people doing a little is what we are all about!

